




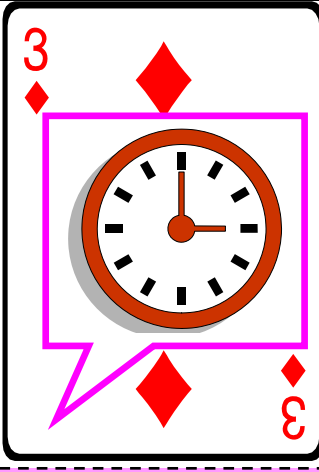
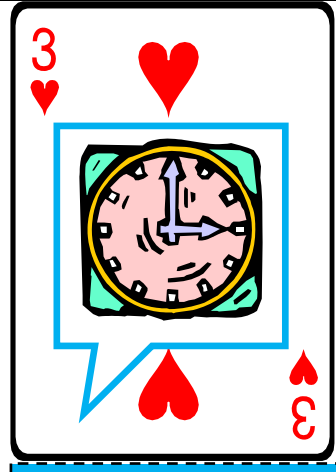









Round Table Card Game on Reading Time

 <p>2 ♣</p> <p>What time is it?</p>	 <p>2 ♦</p> <p>What time is it?</p>	 <p>2 ♥</p> <p>What time is it?</p>	 <p>2 ♠</p> <p>What time is it?</p>
 <p>3 ♣</p> <p>What time is it?</p>	 <p>3 ♦</p> <p>What time is it?</p>	 <p>3 ♥</p> <p>What time is it?</p>	 <p>3 ♠</p> <p>What time is it?</p>
 <p>4 ♣</p> <p>What time is it?</p>	 <p>4 ♦</p> <p>What time is it?</p>	 <p>4 ♥</p> <p>What time is it?</p>	 <p>4 ♠</p> <p>What time is it?</p>


 <p>5</p> <p>What time is it?</p>	 <p>5</p> <p>What time is it?</p>	 <p>5</p> <p>What time is it?</p>	 <p>5</p> <p>What time is it?</p>
 <p>6</p> <p>What time is it?</p>	 <p>6</p> <p>What time is it?</p>	 <p>6</p> <p>What time is it?</p>	 <p>6</p> <p>What time is it?</p>
 <p>7</p> <p>What time is it?</p>	 <p>7</p> <p>What time is it?</p>	 <p>7</p> <p>What time is it?</p>	 <p>7</p> <p>What time is it?</p>



What time is it?




What time is it?




What time is it?




What time is it?




What time is it?




What time is it?




What time is it?




What time is it?




What time is it?



What time is it?



What time is it?



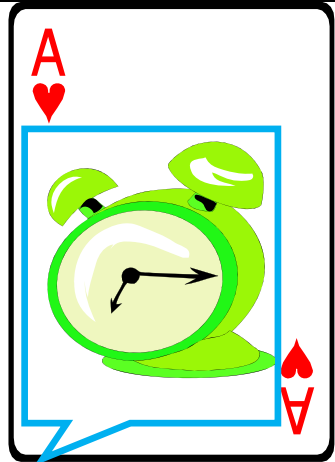
What time is it?



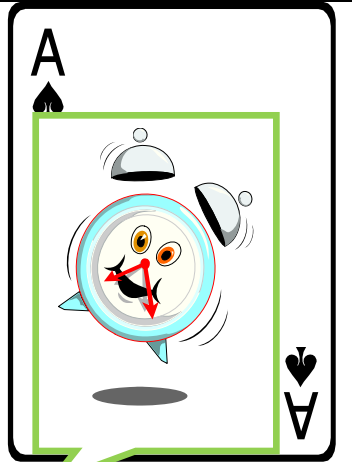
What time is it?




What time is it?




What time is it?




What time is it?




What time is it?




What time is it?




What time is it?




What time is it?




What time is it?



What time is it?



What time is it?



What time is it?

♣ Q

♣

What time is it?

Q ♦

♦

What time is it?

Q ♥

♥

What time is it?

Q ♠

♠

What time is it?

JOKER

JOKER

What time is it?

JOKER

JOKER

What time is it?

JOKER

JOKER

What time is it?

JOKER

JOKER

What time is it?

Round Table Card Game

POINTS SYSTEM

- **2 – 10** = Points according to number on card
- **J = 12 PTS**
- **K = 15 PTS**
- **Q = 15 PTS**
- **A = 20 PTS**
- **JOKER** = All your Cards x2



How to Play the Game:

1. This game is ideal for small groups. 6 should be the max and 2 the minimum. It can also be used for one-to-one teaching where the teacher is the other player. If you have large class, duplicate the game and play in different groups.
2. Shuffle the cards and put them face down. In class students sit around the table with pack of cards facing down on the table. Students take turns drawing a card each from the pack. Each student takes one card each time from the top of the pack. Every round, students pick one card and within a determined time (by the teacher) each student should say the answer to the question on his/her card.
3. If a student can't give the answer or doesn't have it right, the teacher takes back the card and the student gets no point. When the first set of cards on the table get finish, the teacher should shuffle what he/she has collected and once more place it face down for the process to go on again until all the questions are answered by the students.
4. At the end of two or 3 rounds, students count their points according to the numbers on the cards. For example if you have a card with the number 2, you have 2 points. If your card has a 10, you have 10 points and so on. Keep playing until you exhaust the pack of cards.
5. The high point cards: **J= 12 PTS** , **K= 15PTS** **Q= 15 PTS** , **A = 20 PTS** ,then a **JOKER** = Doubles the points on all the cards you have. Paste the points system card on the board for students to see while they play. You may want to reduce the amount of Jokers to two or one if you wish. Lots of Math Practice and Fun. See more games at:
www.mathgames4children.com