



Coordinates Addition Game

A

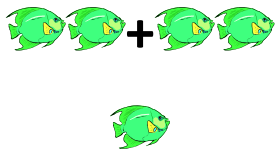
B

C

D

1

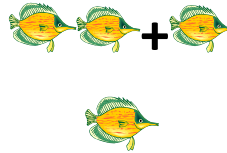
$2 + 3 =$




$1 + 2 =$



$2 + 2 =$

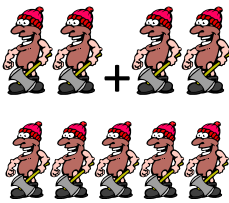


$4 + 2 =$

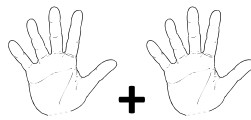


2

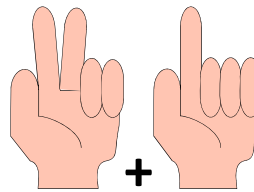
$2 + 7 =$



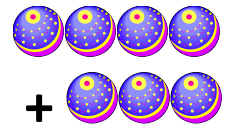
$5 + 5 =$



$2 + 1 =$

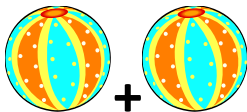


$4 + 3 =$

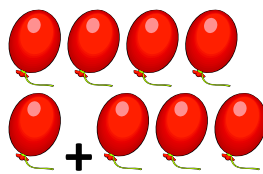


3

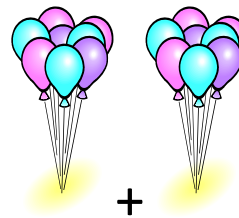
$1 + 1 =$



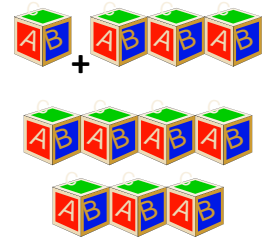
$5 + 3$



$8 + 8$

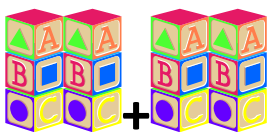


$1 + 10$

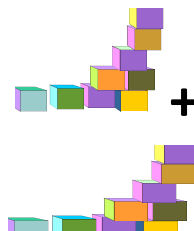


4


$6 + 6$



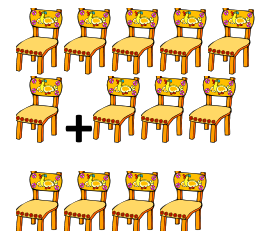
$9 + 9$



$8 + 7$



$6 + 7$



HOW TO PLAY.

1. This game is excellent for the classroom. Split the teams into 2 or more and draw grids on the board to represent them.
2. For low levels of students simply ask them to say the answer in the coordinates you say. For example if the problem in the coordinate A1 was a $2 + 3$, you say A1 and within 1 second the student or group which says 5 wins a point. If they are really slow increase the time to 2 seconds.
3. For higher levels don't say the coordinates, just say the answer and the first student to guess it gets the point. If A1 has 5 as answer, you could say: "The answer to the problem is 5." The first student to find the problem and tell you the coordinate A1 wins the point.
4. To give students more practice, let them take turns for others to quickly say the name and coordinate.